

**NAGAR PALIKA PARISHAD  
TANAKPUR**

**BALANCE SHEET  
FOR THE FINANCIAL YEAR**

**2021-2022**

**PREPARED BY:**

**ACHAL SRIVASTAVA & CO.**

**CHARTERED ACCOUNTANTS**



**ACCOUNTANT'S COMPILATION REPORT**

To

The Executive Officer,

Nagar Palika Parishad Tanakpur

We have compiled the accompanying financial statements of NAGAR PALIKA PARISHAD TANAKPUR based on information you have provided. These financial statements comprise the Balance Sheet of NAGAR PALIKA PARISHAD TANAKPUR as at March 31, 2023, the statement of Income and Expenditure account, and Cash Flow Statement for the year then ended, and a summary of significant accounting policies and other explanatory information.

We performed this compilation engagement in accordance with Standard on Related Services 4410 (Revised), Compilation Engagements.


We have applied our expertise in accounting and financial reporting to assist the ULB in the preparation and presentation of these financial statements on the basis of accounting principles described in Note to accounts of the financial statements. We have complied with relevant ethical requirements.

These financial statements and the accuracy and completeness of the information used to compile them is the responsibility of the ULB

Since a compilation engagement is not an assurance engagement, we are not required to verify the accuracy or completeness of the information provided by the ULB to us to compile these financial statements. Accordingly, we do not express an audit opinion or a review conclusion on whether these financial statements are prepared in accordance with the basis of accounting principles as described in Note to accounts

As stated in Note to accounts of the financial statements are prepared and presented in accordance with accounting principles as prescribed in Uttarakhand Municipal Accounting Manual-2021. The financial statements are prepared for the purpose described in Note to the financial statements. Accordingly, these financial statements may not be suitable for other purposes.

For ACHAL SRIVASTAVA & CO.  
Chartered Accountants  
Firm Registration Number 013385C

  
CA SANJAY KUMAR GUPTA  
Partner  
Membership Number- 408105  
Date- 23.03.2024  
UDIN- 24408105BKADEA7869

We have prepared / verified the Balance Sheet as on 31<sup>st</sup> March 2022 of NAGAR PALIKA PARISHAD TANAKPUR and examined all relevant documents, supporting and records. The Balance Sheet has been prepared based on accrual-based Double Entry accounting system. All items that could have been included have been included and it is certified that no items have been left out in preparation of the opening Balance Sheet.

We have obtained all information and explanations, which to the best of our knowledge and belief were necessary for the assignment. In cases where information was not available, a certificate from the Board of Councilors has been obtained. These certificates are attached herewith.

We have prepared / verified the Balance Sheet in accordance with Guidelines for preparation of Balance Sheet and approved by the Government of Uttarakhand. In cases where there were doubts, explanations were taken from the competent authorities.

Date: 23.03.2024

Place: TANAKPUR

Signature and Seal of the ULB

15.0624  
अभिषेक  
नगर पालिका परिषद  
टनकपुर (चम्पावत)  
AC

# NAGAR PALIKA PARISHAD TANAKPUR

## BALANCE SHEET AS AT 31.03.2022

Code No.	Item / Head of Account	Schedule No.	Current Year Amount (Rs.)	Previous Year Amount (Rs.)
1	2	3	4	5
	<b>LIABILITIES</b>			
	<b>Reserve &amp; Surplus</b>			
3-10	Municipal (General) Fund	B-1	1,007,511.98	5,777,610.39
3-11	Earmarked Funds	B-2	-	-
3-12	Reserves	B-3	100,949,954.22	86,266,953.22
	<b>Total Reserves &amp; Surplus</b>		101,957,466.20	92,044,563.61
3-20	<b>Grants, contribution for specific purposes</b>	B-4	74,625,331.79	68,106,474.23
	<b>Loans</b>			
3-30	Secured Loans	B-5	-	-
3-31	Unsecured Loans	B-6	-	-
	<b>Total Loans</b>		-	-
	<b>Current Liabilities and Provisions</b>			
3-40	Deposits Received	B-7	752,777.00	200,257.00
3-41	Deposit works	B-8	-	-
3-50	Other Liabilities (Sundry Creditors)	B-9	2,800,902.00	2,270,329.00
3-60	Provisions	B-10	3,657,285.00	-
	<b>Total Current Liabilities and Provisions</b>		7,210,964.00	2,470,586.00
	<b>TOTAL LIABILITIES</b>		183,793,761.99	162,621,623.84
	<b>Assets</b>			
	<b>Fixed Assets</b>			
4-10	Gross Block	B-11	139,188,351.22	113,230,225.22
4-11	Less: Accumulated Depreciation		38,238,397.00	26,963,272.00
	Net Block		100,949,954.22	86,266,953.22
4-12	Capital Work-in-progress	B-12	-	-
	<b>Total Fixed Assets</b>		100,949,954.22	86,266,953.22
	<b>Investments</b>			
4-20	Investment-General Fund	B-13	-	-
4-21	Investment-Other Funds	B-14	-	-
	<b>Total Investments</b>		-	-
4-30	Stock in Hand (Inventories)	B-15	256,638.00	306,595.00
4-31	Sundry Debtors (Receivables)			
	Gross amount outstanding	B-16	3,188,518.00	2,273,200.00
4-32	Less: Accumulated provision against and doubtful Receivables		823,570.00	651,445.00
	Net Amount Outstanding		2,364,948.00	1,621,755.00
4-40	Prepaid Expenses	B-17	-	-
4-50	Cash and Bank Balances	B-18	80,207,221.77	74,266,145.62
4-60	Loan, advances and deposits	B-19	15,000.00	160,175.00
4-61	Less: Accumulated provision against Loans		-	-
	Net Amount Outstanding		15,000.00	160,175.00
	<b>Total Current Assets, Loans and Advances</b>		82,843,807.77	76,354,670.62
4-70	Other Assets	B-19	-	-
4-80	Miscellaneous Expenditure ( to the extent not written off )	B-20	-	-
	<b>TOTAL ASSETS</b>		183,793,761.99	162,621,623.84

Notes to the Balance Sheet (Including Significant Accounting Policies and Disclosures)

B-22

**For ACHAL SRIVASTAVA & CO**

Chartered Accountants

FRN 013385C

**SANJAY KUMAR GUPTA**

Partner

UDIN: 24408105BKADEA7869

Date: 23.03.2024

**For NAGAR PALIKA PARISHAD TANAKPUR**

आधशासी अधिकारी

नगर पालिका परिषद

टनकपुर(चम्पावत)

Executive Officer

**NAGAR PALIKA PARISHAD TANAKPUR**

**INCOME AND EXPENDITURE STATEMENT**  
**FOR THE PERIOD 01.04.2021 TO 31.03.2022**

Code No.	Item / Head of Account	Sch. No.	Current Year Amount (Rs.)	Previous Year Amount (Rs.)
1	2	3	4	5
	<b>INCOME</b>			
1-10	Tax Revenue	I-1	1,223,213.00	-
1-20	Assigned Revenue & Compensation	I-2	-	-
1-30	Rental Income from Municipal Properties	I-3	1,273,852.00	-
1-40	Fees & User Charges	I-4	2,966,626.00	-
1-50	Sale & Hire Charges	I-5	741,840.00	-
1-60	Revenue Grants, Contributions & Subsidies	I-6	60,819,614.90	-
1-70	Income from Investment	I-7	-	-
1-71	Interest Earned	I-8	201,204.00	-
1-80	Other Income	I-9	27,468.00	-
1-90	Income from Commercial Projects	I-19	-	-
<b>A</b>	<b>Total - INCOME</b>		<b>67,253,817.90</b>	<b>-</b>
	<b>EXPENDITURE</b>			
2-10	Establishment Expenses	I-10	33,969,601.00	-
2-20	Administrative Expenses	I-11	977,835.00	-
2-30	Operations & Maintenance	I-12	25,450,361.00	-
2-40	Interest & Finance Expenses	I-13	510.31	-
2-50	Programme Expenses	I-14	178,359.00	-
2-60	Revenue Grants, Contributions & Subsidies	I-15	-	-
2-70	Provisions & Write Off	I-16	172,125.00	-
2-71	Miscellaneous Expenses	I-17	-	-
2-72	Depreciation		11,275,125.00	-
<b>B</b>	<b>Total - EXPENDITURE</b>		<b>72,023,916.31</b>	<b>-</b>
A-B	Gross surplus/ (deficit) of income over expenditure before Prior Period Items		(4,770,098.41)	-
2-80	Add: Prior Period Items (Net)	I-18	-	-
	Gross surplus/ (deficit) of income over expenditure after Prior Period Items		(4,770,098.41)	-
2-90	Less: Transfer to Reserve Funds		-	-
	<b>Net Balance being surplus / deficite carried over to Municipal Fund</b>		<b>(4,770,098.41)</b>	<b>-</b>

**For ACHAL SRIVASTAVA & CO**  
**Chartered Accountants**  
FRN 013385C

  
**SANJAY KUMAR GUPTA**  
Partner  


**For NAGAR PALIKA PARISHAD TANAKPUR**

अधिशसी अधिकारी  
नगरपालिका परिषद  
टनकपुर (चम्पावत)  
Executive Officer  


**Schedule I-1: Tax Revenue [Code No. 110]**

Minor Code No.	Particulars	Current Year Amount (Rs.)	Previous Year Amount (Rs.)
1	2	3	3
110-01	Property Tax	1,223,213.00	-
110-02	Water Tax	-	-
110-03	Severage Tax	-	-
110-04	Conservancy Tax	-	-
110-05	Lighting Tax	-	-
110-06	Education Tax	-	-
110-07	Vehical Tax	-	-
110-08	Tax On Animals	-	-
110-09	Electricity Tax	-	-
110-10	Professional Tax	-	-
110-11	Advertisement Tax	-	-
110-12	Pilgrimage Tax	-	-
110-51	Octroi & Toll	-	-
110-52	Cess	-	-
110-80	Other Tax	-	-
	<b>Sub- Total</b>	<b>1,223,213.00</b>	<b>-</b>
	Less		
110-90	Tax Remissions and Refund [Schedule I-1(a)]	-	-
	<b>Sub Total</b>	<b>-</b>	<b>-</b>
	<b>Total Tax Revenue</b>	<b>1,223,213.00</b>	<b>-</b>



**Schedule I-1(a): Remissions and Refund of Taxes**

Minor Code No.	Particulars	Current Year Amount (Rs.)	Previous Year Amount (Rs.)
1	2	3	3
1100100	Property Taxes	-	-
1101100	Advertisement Tax	-	-
1108000	Others	-	-
	<b>Total Refund and Remission of Tax Revenue</b>	<b>-</b>	<b>-</b>

\* Insert the detailed code of account as applicable

Note-The total of these schedule shouls be equaling to the amount as per the total in Sc. I-1



  
 स्थानिक शासी अधिकारी  
 नगर पालिक मंडल  
 टनकपुर चम्पावत  


**Schedule I-2: Assigned revenue & Compensation [Code No 120]**

Code No.	Particulars	Current Year Amount (Rs.)	Previous Year Amount (Rs.)
1	2	3	3
120-10	Taxes and Duties Collected by Others	-	-
120-20	Compensations in lieu of Taxes/ Duties	-	-
120-30	Compensations in lieu of Concessions	-	-
	<b>Total assigned revenues and compensation</b>	-	-

**Schedule I-3: Rental Income From Municipal Properties [Code No 130]**

Code No.	Particulars	Current Year Amount (Rs.)	Previous Year Amount (Rs.)
1	2	3	3
130-10	Rent from Civic Amenities	1,260,403.00	-
130-20	Rent from Office Buildings	-	-
130-30	Rent from Guest Houses	-	-
130-40	Rent from Lease of Lands	-	-
130-80	Other Rents	13,449.00	-
	<b>Sub-Total</b>	<b>1,273,852.00</b>	-
	Less:		
130-90	Rent Remission and Refunds	-	-
	<b>Sub-Total</b>	-	-
	<b>Total Rental Income from Municipal Properties</b>	<b>1,273,852.00</b>	-

**Schedule I-4: Fees and User Charges [Code No 140]**

Code No.	Particulars	Current Year Amount (Rs.)	Previous Year Amount (Rs.)
1	2	3	4
140-10	Empanelment & Registration charges	125,000.00	-
140-11	Licencing Fees	572,613.00	-
140-12	Fees for Grant of Permit	126,250.00	-
140-13	Fees from Certificate or Extract	11,964.00	-
140-14	Development Charges	291,950.00	-
140-15	Regularisation Charges	-	-
140-20	Penalties & Fines	-	-
140-40	Other Fees	644,392.00	-
140-50	User Charges	-	-
140-60	Entry Fees	1,158,614.00	-
140-70	Service/ Administrative Charges	35,843.00	-
140-80	Other Charges	-	-
	<b>Sub-Total</b>	<b>2,966,626.00</b>	-
	Less:		
140-90	Rent, Remission & Refunds	-	-
	<b>Sub-Total</b>	-	-
	<b>Total Income from Fees &amp; User Charges</b>	<b>2,966,626.00</b>	-



अधिशायी अधिकायी  
नगर पालिका परिषद  
टनकपुरा चम्पावत

*Handwritten signature/initials*

**Schedule I-5 : Sale and Hire Charges [Code No. 150]**

Detailed Head Code	Particulars	Current Year Amount (Rs.)	Previous Year Amount (Rs.)
1	2	3	4
150-10	Sale of Products	11,872.00	-
150-11	Sale of Forms & Publications	729,968.00	-
150-12	Sale of Stores & Scrap	-	-
150-30	Sale of Others	-	-
150-40	Hire Charges for Vehicles	-	-
150-41	Hire Charges for Equipment	-	-
	<b>Total Income from Sale &amp; Hire Charges</b>	<b>741,840.00</b>	<b>-</b>

**Schedule I-6 : Revenue Grants, Contributions & Subsidies [Code No 160]**

Minor Code No.	Particulars	Current Year Amount (Rs.)	Previous Year Amount (Rs.)
1	2	3	4
160-10	Revenue Grant	60,819,614.90	-
160-20	Re- imbursement of Expenses	-	-
160-30	Contribution towards schemes	-	-
	<b>Total Revenue Grants, contributions &amp; Subsidies</b>	<b>60,819,614.90</b>	<b>-</b>

**Schedule I-7 : Income from Investments-General Fund [Code No. 170]**

Code No.	Particulars	Current Year Amount (Rs.)	Previous Year Amount (Rs.)
1	2	3	4
170-10	Interest on Investments	-	-
170-20	Dividend	-	-
170-30	Income from projects taken up on Commercial Basis	-	-
170-40	Profit in sale of Investments	-	-
170-80	Others	-	-
	<b>Total Income from Investments</b>	<b>-</b>	<b>-</b>

**Schedule I-8 : Interest Earned [Code No. 171]**

Code No.	Particulars	Current Year Amount (Rs.)	Previous Year Amount (Rs.)
1	2	3	4
171-10	Interest from Bank Accounts	201,204.00	-
171-20	Interest on Loans and Advances to Employees	-	-
171-30	Interest on Loans to others	-	-
171-40	Other Interest	-	-
	<b>Total - Interest Earned</b>	<b>201,204.00</b>	<b>-</b>



  
 अधिशासी अधिकारी  
 नगर पालिका परिषद  
 टनकपुरा चम्पावत  




Schedule I-9 : Other Income [Code No. 180]			
Code No.	Particulars	Current Year Amount (Rs.)	Previous Year Amount (Rs.)
1	2	3	4
180-10	Deposits Forfeited	-	-
180-11	Lapsed Deposits	-	-
180-20	Insurance Claim Recovery	-	-
180-30	Profit on Disposal of Fixed Assets	-	-
180-40	Recovery from Employees	-	-
180-50	Unclaimed Refund/ Liabilities	-	-
180-60	Excess Provisions written back	-	-
180-80	Miscellaneous Income	27,468.00	-
	<b>Total Other Income</b>	<b>27,468.00</b>	<b>-</b>

Schedule I-10 : Establishment Expenses [Code No. 210]			
Code No.	Particulars	Current Year Amount (Rs.)	Previous Year Amount (Rs.)
1	2	3	4
210-10	Salaries, Wages and Bonus	21,486,904.00	-
210-20	Benefits and Allowances	1,115,625.00	-
210-30	Pension	10,821,624.00	-
210-40	Other Terminal & Retirement Benefits	545,448.00	-
	<b>Total Establishment Expenses- Expenses head wise</b>	<b>33,969,601.00</b>	<b>-</b>

Schedule I-11: Administrative Expenses -Code No.220			
Code No.	Particulars	Current Year Amount (Rs.)	Previous Year Amount (Rs.)
1	2	3	4
220-10	Rent, Rates and Taxes	-	-
220-11	Office Maintenance	156,190.00	-
220-12	Communication Expenses	17,750.00	-
220-20	Books & Periodicals	3,210.00	-
220-21	Printing and Stationery	36,638.00	-
220-30	Travelling & Conveyance	50,468.00	-
220-40	Insurance	91,133.00	-
220-50	Audit Fees	-	-
220-51	Legal Expenses	29,400.00	-
220-52	Professional and Other Fees	59,160.00	-
220-60	Advertisement and Publicity	531,216.00	-
220-61	Membership & Subscriptions	-	-
220-80	Other Administrative Expenses	2,670.00	-
	<b>Total Administrative Expenses - Expenses Head wise</b>	<b>977,835.00</b>	<b>-</b>



अधिशासी अधिकारी  
नगर पालिका परिषद  
टनकपुरा चम्पावत

ATC

**Schedule I-12: Operations and Maintenance Expenses Code No.230**

Code No.	Particulars	Current Year Amount (Rs.)	Previous Year Amount (Rs.)
1	2	3	4
230-10	Power & Fuel	4,335,799.00	-
230-20	Bulk Purchases	-	-
230-30	Consumption of Stores	1,714,231.00	-
230-40	Hire Charges	127,003.00	-
230-41	Repair and Maintenance-Statues and Heritage Assets	-	-
230-51	Repairs & Maintenance-Infrastructure Assets	5,067,761.00	-
230-52	Repairs & Maintenance-Civic Amenities	1,548,597.00	-
230-53	Repairs & Maintenance- Buildings	663,420.00	-
230-54	Repairs & Maintenance - Vehicles	75,732.00	-
230-59	Repairs & Maintenance - Others	239,785.00	-
230-80	Other Operating & Maintenance Expenses	11,678,033.00	-
	<b>Total Operations &amp; Maintenance - Expense Head wise</b>	<b>25,450,361.00</b>	<b>-</b>

**Schedule I-13: Interest & Finance Charges [Code No. 240]**

Code No.	Particulars	Current Year Amount (Rs.)	Previous Year Amount (Rs.)
1	2	3	4
240-10	Interest on Loans from Central Government	-	-
240-20	Interest on Loans from State Government	-	-
240-30	Interest on Loans from Government Bodies & Associations	-	-
240-40	Interest on Loans from International Agencies	-	-
240-50	Interest on Loans from Banks & Other Financial Institutions	-	-
240-60	Other Interest	-	-
240-70	Bank Charges	510.31	-
240-80	Other Finance Expenses	-	-
	<b>Total Interest &amp; Finance Charges</b>	<b>510.31</b>	<b>-</b>

**Schedule I-14: Programme Expenses [Code No. 250]**

Code No.	Particulars	Current Year Amount (Rs.)	Previous Year Amount (Rs.)
1	2	3	4
250-10	Election Expenses	10,554.00	-
250-20	Own Programmes	167,805.00	-
250-30	Share in Programmes of others	-	-
	<b>Total Programme Expenses</b>	<b>178,359.00</b>	<b>-</b>



  
 आघशासी अधिकारी  
 नगर पालिका परिषद  
 टनकपुर, चम्पावत  
 MC

**Schedule I-15: Revenue Grants, Contributions & Subsidies [Code No. 260]**

Code No.	Particulars	Current Year Amount (Rs.)	Previous Year Amount (Rs.)
1	2	3	4
260-10	Grants [give details]	-	-
260-20	Contributions [give details]	-	-
260-30	Subsidies [give details]	-	-
	<b>Total Revenue Grants, Contributions &amp; Subsidies</b>	-	-

**Schedule I-16: Provisions & Write off [Code No. 270]**

Code No.	Particulars	Current Year Amount (Rs.)	Previous Year Amount (Rs.)
1	2	3	4
270-10	Provisions for Doubtful receivables	172,125.00	-
270-20	Provision for Other Assets	-	-
270-30	Revenues written off	-	-
270-40	Assets written off	-	-
270-50	Miscellaneous Expenses written off	-	-
	<b>Total Provisions &amp; Write off</b>	172,125.00	-

**Schedule I-17: Miscellaneous Expenses [Code No. 271]**

Code No.	Particulars	Current Year Amount (Rs.)	Previous Year Amount (Rs.)
1	2	3	4
271-10	Loss on disposal of Assets	-	-
271-20	Loss on disposal of Investments	-	-
271-80	Other Miscellaneous Expenses	-	-
	<b>Total Miscellaneous Expenses</b>	-	-



  
 अधशासी अधिकारी  
 नगर पालिका परिषद  
 टनकपुरा चम्पावत

**Schedule I-18: Prior Period Items (Net) [Code No. 280]**

Code No.	Particulars	Current Year Amount (Rs.)	Previous Year Amount (Rs.)
1	2	3	4
	<b>Income</b>		
280-10	Taxes	-	-
280-20	Other- Revenues	-	-
280-30	Recovery of revenues written off	-	-
280-40	Other income	-	-
	<b>Sub - Total Income (a)</b>	-	-
	<b>Expenses</b>		
280-50	Refund of Taxes	-	-
280-60	Refund of Other -Revenues	-	-
280-80	Other Expenses	-	-
	Service Tax Paid	-	-
	<b>Sub - Total Income (b)</b>	-	-
	<b>Total Prior Period (Net) (a-b)-</b>	-	-

**Schedule I-19: Income on Projects taken on Commercial Basis [Code No. 190]**

Code No.	Particulars	Current Year Amount (Rs.)	Previous Year Amount (Rs.)
1	2	3	4
190-10	Income from Deposit Works	-	-
	<b>Total Income from Commercial Projects</b>	-	-



  
अधिशासी अधिकारी  
नगर पालिका परिषद  
टनकपुरा चम्पावत

**NAGAR PALIKA PARISHAD TANAKPUR**  
**STATEMENT OF CASH FLOW**

Particulars	Current Year (Rs.)
<b>A. Cash Flows from Operating Activities</b>	
Gross surplus/(deficit) over Expenditure	(4,770,098.41)
<b>Adjustments for-</b>	
Add:	
Depreciation	11,275,125.00
Interest & Finance Expenses	-
Less:	
Profit for disposal of assets	0
Dividend Income	0
Investment Income	-
Adjustment income over expenditure before effecting changes in current assets and current liabilities and extraordinary items	0
	0
	6,505,026.59
<b>Changes in current assets and current liabilities-</b>	
(Increase)/decrease in Sundry debtors	(743,193.00)
(Increase)/decrease in Stock in Hand	49,957.00
(Increase)/decrease in prepaid expenses	0
(Increase)/decrease in other current assets	0
(Decrease)/ increase in Deposits received	552,520.00
(Decrease)/ increase in Deposits works	0
(Decrease)/ increase in other current liabilities	530,573.00
(Decrease)/ increase in provisions	3,657,285.00
Extra ordinary items (Specify)	0
<b>Net cash generated from/ (used in) operating activities (a)</b>	<b>10,552,168.59</b>
<b>B. Cash Flows from Investing Activities-</b>	
1. (Purchase) of fixed assets & CWIP	(25,958,126.00)
2. Increase/ (Decrease) in Special funds/grants	21,201,858.56
3. (Purchase) of Investments	-
Add:	
Proceeds from disposal of assets	0
Proceeds from disposal of Investments	0
Investment Income received	-
Interest income received	-
<b>Net cash generated from/ (used in) investing activities (b)</b>	<b>(4,756,267.44)</b>
<b>C. Cash Flows from Financing Activities</b>	
Loans from banks/others received	-
Grant Trf to Municipal Fund	-
Less- Loans repaid during the period	0
Less- Loans & advances	(145,175.00)
Less- Loans to others	0
Less- Finance expenses	-
<b>Net cash generated from/ (used in) Financing Activities (c)</b>	<b>145,175.00</b>
<b>Net increase / (decrease) in cash and cash equivalents (a+b+c)</b>	<b>5,941,076.15</b>
Cash and cash equivalents at the beginning of period	74,266,145.62
<b>Cash and cash equivalents at the end of period</b>	<b>80,207,221.77</b>
<b>Cash and cash equivalents at the end of the year comprises of the following account balances at the end of the year:</b>	
i. Cash Balances	484,788.00
ii. Bank Balances	78,724,369.15
iii. Scheduled co-operative banks	998,064.62
iv. Balances with Post offices	-
v. Balances with other banks	-
<b>Total</b>	<b>80,207,221.77</b>



अधिसासी अधिकारी  
नगर पालिका परिषद  
टनकपुर। चम्पावत

HC

**Schedule B-1 : Municipal (General) Fund [Code No. 310]**

Code No.	Particulars	Opening Balance as per the last Account (Rs.)	Additions during the year	Total (Rs.)	Deductions during the year (Rs.)	Balance at the end of the Year
1	2	3	4	5 (3+4)	6	7 (5-6)
310-10	Municipal Fund	5,777,610.39	-	5,777,610.39	-	5,777,610.39
310-90	Excess of Income & Expenditure	-	(4,770,098.41)	(4,770,098.41)	-	(4,770,098.41)
	<b>Total Municipal Fund (310)</b>	<b>5,777,610.39</b>	<b>(4,770,098.41)</b>	<b>1,007,511.98</b>	<b>-</b>	<b>1,007,511.98</b>

\* Addition includes contributions towards the fund Adjustment to Opening B/S and also of income over expenditure.

\*\* Deduction includes contributions from the fund Adjustment to Opening B/S and excess expenditure over income.



अधिकाारी  
नगर पालिका परिषद  
दुनकपुरा(चम्पावत)

**Schedule B-2 : Earmarked Funds**

**Schedule B-2: Special Funds/Sinking Fund/Trust or Agency Fund [Code No. 311]**

Particulars	Special Fund 1	Special Fund 2	Special Fund 3	Special Fund 4	Special Fund 5	Pension Fund	General Provident Fund
(a) Opening Balance	0.00	0.00	0.00	0.00	0.00	0.00	0.00
(b) Additions to the Special Fund							
(i) Transfer from Municipal Fund	0.00	0.00	0.00	0.00	0.00	0.00	0.00
(ii) Interest/Dividend earned on Special Fund Investment	0.00	0.00	0.00	0.00	0.00	0.00	0.00
(iii) Profit on disposal of Special Fund Investments	0.00	0.00	0.00	0.00	0.00	0.00	0.00
(iv) Appreciation in Value of Special Fund Investment	0.00	0.00	0.00	0.00	0.00	0.00	0.00
(v) Other Addition (Specify nature)	0.00	0.00	0.00	0.00	0.00	0.00	0.00
<b>Total (b)</b>	0.00	0.00	0.00	0.00	0.00	0.00	0.00
<b>Total (a+b)</b>	0.00	0.00	0.00	0.00	0.00	0.00	0.00
(c) Payments out of funds							
(i) Capital Expenditure on Fixed Assets*							
Others	0.00	0.00	0.00	0.00	0.00	0.00	0.00
<b>Sub-total</b>	0.00	0.00	0.00	0.00	0.00	0.00	0.00
(ii) Revenue Expenditure on Salary, Wages and allowances etc.							
Rent	0.00	0.00	0.00	0.00	0.00	0.00	0.00
Other administrative charges	0.00	0.00	0.00	0.00	0.00	0.00	0.00
<b>Sub-total</b>	0.00	0.00	0.00	0.00	0.00	0.00	0.00
(iii) Other :							
Loss on disposal of Special Fund Investments	0.00	0.00	0.00	0.00	0.00	0.00	0.00
Diminution in Value of Special Fund Investments	0.00	0.00	0.00	0.00	0.00	0.00	0.00
<b>Sub-total</b>	0.00	0.00	0.00	0.00	0.00	0.00	0.00
<b>Total of (i+ii+iii) (c)</b>	0.00	0.00	0.00	0.00	0.00	0.00	0.00
<b>Net balance at year end(a+b)-(c)</b>	0.00	0.00	0.00	0.00	0.00	0.00	0.00
<b>Grant Total of Special Funds</b>	0.00						

**Note:**

All funds are to be shown as separate fund either in the schedule or in a separate schedule with the corresponding indication in the balance sheet under 'funds' on liability side.

**1. Additions during the year**

a. Additions to Pension Fund would be out of the 'Transfer to Funds; from Income & Exp. A/c as per the accounting principles

b. Additions to General Provident & Contributory P.F. are deduction from salary

c. Interest from Investment of Fund to be added to respective funds

**2. Deduction during the year :**

a. Deduction from Pension Fund means Payments made on A/c of Pension/Family Pension

b. Deduction from Groos P.F. / Contributory P.F.- Advances / withdrawals

अधिसासी अधिकार  
नगर पालिका प्रायग  
टनकपुर(चम्पावत)



**Schedule B - 3 : Reserves [Code No. 312]**

Code No.	Particulars	Opening Balance as per the last Account (Rs.)	Additions during the year	Total (Rs.)	Deductions during the year (Rs.)	Balance at the end of the Year
1	2	3	4	5 (3+4)	6	7 (5-6)
312-10	Capital Contribution	0.00	0.00	0.00	0.00	0.00
312-11	Capital Reserve	86266953.22	25958126.00	112225079.22	11275125.00	100949954.22
312-20	Borrowing Redemption Reserve	0.00	0.00	0.00	0.00	0.00
312-30	Special Funds (Utilised)	0.00	0.00	0.00	0.00	0.00
312-40	Statutory Reserve	0.00	0.00	0.00	0.00	0.00
312-50	General Reserve	0.00	0.00	0.00	0.00	0.00
312-60	Revaluation Reserve	0.00	0.00	0.00	0.00	0.0
	<b>Total Reserve Funds</b>	<b>86266953.22</b>	<b>25958126.00</b>	<b>112225079.22</b>	<b>11275125.00</b>	<b>100949954.22</b>



अधिसासी अधिकारी  
नगर पालिका परिषद  
टनकपुर(चम्पावत)



Particulars	Grants from Central Govt.	Grants from State Government	Grants from Other Govt. Agencies	Grants from Financial Ins.	Grants from Welfare Bodies	Grants from International Organisations	Others
(a) Opening Balance	24,440,231.00	42,985,878.48	680,364.75	-	-	-	-
(b) Addition to the Grants							
(i) Grants received during the year	11,529,410.00	77,885,800.00	652,700.00	-	-	-	-
(ii) Interest/Dividends earned on Grant Investments	259,215.00	95,672.00	21,464.00	-	-	-	-
(iii) Profit on Disposal of Grant Investments	-	-	-	-	-	-	-
(iv) Appreciation in value of Grant Investments	-	-	-	-	-	-	-
(v) Other addition (Specify nature)	-	-	-	-	-	-	-
(vi) Interest & Charge (Specify nature)	-	-	-	-	-	-	-
Total (b)	11,788,625.00	77,981,472.00	674,164.00	-	-	-	-
Total (a+b)	36,228,856.00	120,967,350.48	1,354,528.75	-	-	-	-
(c) Payments out of Funds							
(i) Capital Expenditure on Fixed Assets	9,804,235.00	15,913,691.00	240,200.00	-	-	-	-
Others	-	-	240,200.00	-	-	-	-
Sub-total	9,804,235.00	15,913,691.00	240,200.00	-	-	-	-
(ii) Revenue Expenditure on Salary, Wages and allowances etc. Rent	-	23,147,977.00	-	-	-	-	-
Other administrative charges	-	-	-	-	-	-	-
Others - Pension	-	10,821,624.00	-	-	-	-	-
Others -	1,164,435.70	14,192,458.00	217,995.20	-	-	-	-
Sub-total	1,164,435.70	48,162,059.00	217,995.20	-	-	-	-
(iii) Other :							
Loss on disposal of Grant Investments	-	-	-	-	-	-	-
Diminution in Value of Grant Investments	-	-	-	-	-	-	-
Grants transferred to UP Jal Nigam Previous Adjustments	4,181,500.00	-	-	-	-	-	-
Grants Refunded/Transferred	4,203,019.54	38,268.00	-	-	-	-	-
Sub-total	8,384,519.54	38,268.00	-	-	-	-	-
Total of (i+ii+iii) (c)	19,353,190.24	64,114,018.00	458,195.20	-	-	-	-
Net balance at year end (a+b) - (c)	16,875,665.76	56,853,332.48	896,333.55	-	-	-	-
Total Grants & Contribution for Specific Purposes	74,625,331.79						

अधिकाारी

नगर पालिका परिषद  
टनकपुर (चम्पावत)



**Schedule B-5 : Secured Loans [Code No. 330]**

Code No.	Particulars	Current Year Amount (Rs.)	Previous Year Amount (Rs.)
1	2	3	4
330-10	Loans from Central Government	-	-
330-20	Loans from State Government	-	-
330-30	Loan from Government Bodies and Assosiation	-	-
330-40	Loan from International Agencies	-	-
330-50	Loan from Bank and other financial Institution	-	-
330-60	Other Term Loan	-	-
330-70	Bond & Debentures	-	-
330-80	Oather Loans	-	-
	<b>Total Secured Loans</b>	-	-

Notes :

1. The nature of the security shall be specified in each of these categories.
2. Particulars of any gurantees given shall be disclosed.
3. Terms of redumption (if any) of bonds/Debenturs issued shall be stated, together with the earliest date of redumption.
4. Rate of interest and original amount of Loan and Outstanding can be provided for every Loan under each of these categories seperately.
5. For loan disbursed directly to an Executing Agency , please specify the name of the project for wich such loan is raised.

**Schedule B-6 : Unsecured Loans [Code No. 331]**

Code No.	Particulars	Current Year Amount (Rs.)	Previous Year Amount (Rs.)
1	2	3	4
331-10	Loans from Central Government	-	-
331-20	Loans from State Government	-	-
331-30	Loan from Government Bodies and Assosiation	-	-
331-40	Loan from International Agencies	-	-
331-50	Loan from Bank and other financial Institution	-	-
331-60	Other Term Loan	-	-
331-70	Bond & Debentures	-	-
331-80	Other Loans	-	-
	<b>Total Unsecured Loans</b>	-	-

Note :

Rate of interest and original amount of Loan and Outstanding can be provided for every Loan under each of these categories seperately.

**Schedule B-7 : Deposits Received [Code No. 340]**

Code No.	Particulars	Current Year Amount (Rs.)	Previous Year Amount (Rs.)
1	2	3	4
340-10	From Contractors	752,777.00	200,257.00
340-20	From Revenues	-	-
340-30	From Staff	-	-
340-80	From Others	-	-
	<b>Total Deposits Received</b>	<b>752,777.00</b>	<b>200,257.00</b>



अधिशामी अधिकारी  
नगर पालिका परिषद  
टनकपुर/चम्पावत

MC

**Schedule B- 8 : Deposits Works [Code No. 341]**

Code No.	Particulars	Current Year Amount (Rs.)	Previous Year Amount (Rs.)
1	2	3	4
341-10	Civil Works	-	-
341-20	Electrical Works	-	-
34-80	Others	-	-
	<b>Total Deposits Works</b>	-	-

Note :

1. The amount received from the department on whose behalf the deposit works have been undertaken would appear in col. 4
2. Expenditure incurred including percentage(department) charges would appear in Col.5
3. Balance as in Col.6 would appear in the balance sheet as a liability.

**Schedule B- 9 : Other Liabilities ( Sundry Creditors ) [Code No. 350]**

Code No.	Particulars	Current Year Amount (Rs.)	Previous Year Amount (Rs.)
1	2	3	4
350-10	Creditors	921,378.00	-
350-11	Employee Liabilities	1,682,686.00	2,076,086.00
350-12	Interest Accure and Due	-	-
350-20	Recoveries Payable	196,838.00	194,243.00
350-30	Government Dues Payable	-	-
350-40	Refunds Payable	-	-
350-41	Abvance Collection of Revenues	-	-
350-80	Others	-	-
	<b>Total Other liabilities (Sundry Creditors)</b>	<b>2,800,902.00</b>	<b>2,270,329.00</b>

**Schedule B- 10 : Provisions [Code No. 360]**

Code No.	Particulars	Current Year Amount (Rs.)	Previous Year Amount (Rs.)
1	2	3	4
360-10	Provisions for Expenses	3,657,285.00	-
360-20	Provisions for Interest	-	-
360-30	Provision for Other Assets	-	-
	<b>Total Provisions</b>	<b>3,657,285.00</b>	-




अधिशायी अधिकार  
नगर पालिका पारष  
टनकपुर(चम्पावत)

**Schedule B - 11: Fixed Assets [Code No. 410 & 411]**

Code No	Particulars	Rate	Gross Block				Accumulated Depreciation				Net Assets		
			Opening Balance	Addition during the Period	Deduction during the period	Cost at the end of the year	Opening Balance	Addition during the period	Deduction during the period	Total at the end of the year	At the end of Current Year	At the end of Previous Year	
1	2	3	4	5	6	7	8	9	10	11	12	13	
410-10	Land		9,516,552.14	-	-	9,516,552.14	-	-	-	-	-	-	9,516,552.14
410-20	Buildings	3.17%	21,773,280.00	-	-	21,773,280.00	5,805,477.00	670,774.00	-	6,476,251.00	-	-	15,297,029.00
410-21	Parks & Playground		12,622,413.00	310,887.00	-	12,933,300.00	-	-	-	-	-	-	15,967,803.00
	Statues and Heritage Assets				0								12,822,413.00
410-22	Statues, Heritage Assets, Antique & Other work of Art		5.00	-	-	5.00	-	-	-	-	-	-	-
	Heritage building		-	-	-	-	-	-	-	-	-	-	-
	Infrastructure Assets		-	-	-	-	-	-	-	-	-	-	5.00
410-30	Road and Bridges	13.57%	36,699,546.02	14,663,303.00	-	51,362,849.02	11,091,737.00	6,970,676.00	-	18,062,413.00	-	-	25,607,809.02
410-31	Sewerage and Drainage	13.57%	14,256,741.06	935,821.00	-	15,192,562.06	3,657,070.00	962,199.00	-	4,619,269.00	-	-	10,573,293.06
410-32	Water ways	19.00%	-	499,890.00	-	499,890.00	-	55,628.00	-	55,628.00	-	-	354,262.00
410-33	Public lighting	13.57%	5,427,864.00	3,733,630.00	-	9,161,494.00	1,357,305.00	870,342.00	-	2,227,647.00	-	-	6,933,847.00
410-40	Other Assets		-	-	-	-	-	-	-	-	-	-	4,070,559.00
410-40	Plant & Machinery	9.50%	5,544,468.00	4,883,803.00	-	10,428,271.00	1,618,641.00	990,687.00	-	2,609,328.00	-	-	3,925,827.00
410-50	Vehicles	9.50%	5,825,554.00	739,241.00	-	6,564,795.00	3,013,088.00	527,346.00	-	3,540,434.00	-	-	2,812,466.00
410-60	Office & Other equipment	9.50%	721,499.00	195,551.00	-	917,050.00	300,753.00	139,282.00	-	440,035.00	-	-	420,746.00
	Furniture, Fixtures, fittings and electrical appliances	9.50%	842,303.00	86,000.00	-	928,303.00	119,201.00	88,191.00	-	207,392.00	-	-	723,102.00
410-70	Other Fixed Assets	13.57%	-	-	-	-	-	-	-	-	-	-	-
410-80	Total		113,230,225.22	25,938,126.00	-	139,168,351.22	26,963,272.00	11,275,125.00	-	38,238,397.00	-	-	86,266,953.22

§ Additions includes fixed assets created out of Earmarked Funds and Grants transferred to urban Local Body's fixed block as referred to in Schedule B-2 and B-4



अधिकाारी  
नगर पालिका परिषद  
टनकपुरा चम्पावत

**Schedule B-12: Capital Work in Progress (CWIP)- (Code 412)**

Details of Fixed Asset Head*	CWIP at the beginning of FY	CWIP created during the year	CWIP capitalised during the year	CWIP as on 31.03.2021
(A)	(B)	(C)	(D)	(E=B+C+D)
Building	0	0	0	0
Parks & Playground	0	0	0	0
Roads and Bridges	0	0	0	0
Sewerage and Drainage	0	0	0	0
Water Ways	0	0	0	0
Public Lighting	0	0	0	0
Plant & Machinery	0	0	0	0
Total	0	0	0	0

Note: A list of Contract-wise CWIP at the end of the FY will be annexed to this schedule

**Schedule B - 13 : Investments- General Fund [Code No. 420]**

Code No.	Particulars	With whom invested	Face value (Rs.)	Current Year Carrying Cost	Previous Year Carrying Cost
1	2	3	4	5	5
421-10	Central Government Securities			-	-
421-20	State Government Securities			-	-
421-30	Dedentures and Bonds			-	-
421-40	Preference Shares			-	-
421-50	Equity Shares			-	-
421-60	Units of Mutual Funds			-	-
421-80	Other Investments			-	-
	Total of Investments General Fund			-	-

1. Insert the other Heads of Account and the corresponding Codes of Account for other investments made by the ULB
2. Provide break up of other investments as applicable
3. Aggregate amount of quoted investments and also marked value thereof shall be disclosed. Aggregate amount of unquoted investments shall also be disclosed.

**Schedule B - 14 : Investments- Other Fund [Code No. 421]**

Code No.	Particulars	With whom Invested	Face value (Rs.)	Current Year Carrying Cost	Previous Year Carrying Cost
1	2	3	4	5	5
420-10	Central Government Securities			-	-
420-20	State Government Securities			-	-
420-30	Dedentures and Bonds			-	-
420-40	Preference Shares			-	-
420-50	Equity Shares			-	-
420-60	Units of Mutual Funds			-	-
420-80	Other Investments	Bank		-	-
	Total of Investments Other Fund			-	-

1. Insert the other Heads of Account and the corresponding Codes of Account for other investments made by the ULB
2. Provide break up of other investments as provided for General Fund Investments.

**Schedule B-15 : Stock in Hand (Inventories) [Code 430]**

Code No.	Particulars	Current Year	Previous Year
430-10	Stores		
430-20	Loose Tools	256,638.00	306,595.00
430-30	Others	-	-
	Total Stock in Hand	256,638.00	306,595.00



अभिजाती अधिकारी  
नगर पालिका परिषद  
टनकपुर (चम्पावत)

**Schedule B - 16 : Sundry Debtors (Receivables) [Code No. 431]**

Code No.	Particulars	Gross Amount (Rs.)	Provision for outstanding revenue (Rs.)	Net Amount (Rs.)	Previous Year Net Amount (Rs.)
1	2	3	4 (Code No. 432)	5= 3 - 4	6
431-10	Receivables for Property Taxes				
	Current Year	1,177,435.00	-	1,177,435.00	805,663.00
	Receivables outstanding for more than 2 years but not exceeding 3 years	242,960.00	60,740.00	182,220.00	160,592.00
	3 years to 4 years	186,553.00	93,277.00	93,276.00	76,446.00
	4 years to 5 years*	135,505.00	101,629.00	33,876.00	28,322.00
	More than 5 years/ Sick or Closed Industries	455,311.00	455,311.00	-	-
	Sub - total	2,197,764.00	710,957.00	1,486,807.00	1,069,023.00
	Less: State Govt Cesses/ levies in Property Taxes - Control account	-	-	-	-
350-30	<b>Net Receivables of property Taxes</b>	<b>2,197,764.00</b>	<b>710,957.00</b>	<b>1,486,807.00</b>	<b>1,069,023.00</b>
431-19	Receivables of Other Taxes				
	Current year	-	-	-	-
	Receivable outstanding for more than 2 year but not exceeding 3 years	-	-	-	-
	3 Years to 4 years	-	-	-	-
	4 years to 5 years*	-	-	-	-
	More than 5 Year	-	-	-	-
	Sick or closed Industries	-	-	-	-
	Sub Total	-	-	-	-
350-30	Less: State Government Cesses/ Levies in Taxes - Control Account	-	-	-	-
	<b>Net Receivables of other Taxes</b>	<b>-</b>	<b>-</b>	<b>-</b>	<b>-</b>
431-30	Receivables of Cess Income				
	Current year	-	-	-	-
	Receivable outstanding for more than 2 year but not exceeding 3 years	-	-	-	-
	3 Years to 4 years	-	-	-	-
	4 years to 5 years*	-	-	-	-
	More than 5 Year	-	-	-	-
	Sick or closed Industries	-	-	-	-
	<b>Sub Total</b>	<b>2,197,764.00</b>	<b>710,957.00</b>	<b>1,486,807.00</b>	<b>1,069,023.00</b>
431-40	Receivables from other Sources				
	Current year	800,250.00	-	-	496,743.00
	Receivable outstanding for more than 2 year but not exceeding 3 years	66,140.00	16,535.00	49,605.00	28,905.00
	3 Years to 4 years	37,765.00	18,883.00	18,882.00	19,270.00
	4 years to 5 years*	37,615.00	28,211.00	9,404.00	7,814.00
	More than 5 Year Sick or closed Industries	48,984.00	48,984.00	-	-
	Sub Total	990,754.00	112,613.00	77,891.00	552,732.00
	<b>Total of Sundry Debtors (Receivables)</b>	<b>3,188,518.00</b>	<b>823,570.00</b>	<b>1,564,698.00</b>	<b>1,621,755.00</b>

The provisions made against accrual items would not affect the opening / closing balances of the Demand and Collections Ledgers for the purpose of recovery of dues from the concerned parties / individuals.

**Schedule B- 17 : Prepaid Expenses [Code No. 440]**

Code No.	Particulars	Current Year	Previous Year
1	2	3	4
440-10	Establishment	-	-
440-30	Administrative	-	-
440-20	Operations & Maintenance	-	-
	<b>Total Prepaid Expenses</b>	<b>-</b>	<b>-</b>



अधिसासी अधिकारी  
नगर पालिका परिषद  
दनकपुर(चम्पावत)

**Schedule B - 18 : Cash and Balances [Code No. 450]**

Code No.	Particulars	Current Year	Previous Year
1	2	3	4
450-10	Cash in Hand/ Cheque	484,788.00	92,160.00
	<b>Balance with Bank - Municipal Funds</b>		
450-21	Nationalised Banks	1,286,256.77	1,785,509.77
450-22	Other Scheduled Banks	2,722,281.59	1,865,463.62
450-23	Scheduled Co operative Banks	998,064.62	-
450-24	Post Office	-	-
	<b>Sub Total</b>	<b>5,006,602.98</b>	<b>3,650,973.39</b>
	<b>Balance with Bank - Special Funds</b>		
450-41	Nationalised Banks	-	-
450-42	Othe Scheduled Banks	-	-
450-43	Scheduled Co operative Banks	-	-
450-44	Post Office	-	-
	Treasury	-	-
	<b>Sub Total</b>	<b>-</b>	<b>-</b>
	<b>Balance with Bank - Grant Funds</b>		
450-61	Nationalised Banks	16,499,665.76	10,379,462.00
450-62	Othe Scheduled Banks	29,562,013.03	4,031,611.23
450-63	Scheduled Co operative Banks	-	-
450-64	Post Office	-	-
	Treasury	28,654,152.00	56,111,939.00
	<b>Sub Total</b>	<b>74,715,830.79</b>	<b>70,523,012.23</b>
	<b>Total Cash and Bank Balance</b>	<b>80,207,221.77</b>	<b>74,266,145.62</b>



अधिसासी अधिकारी  
नगर पालिका परिषद  
टनकपुर(चम्पावत)

**Schedule B - 19 : Loans, Advances and Deposits [Code 460]**

Code No.	Particulars	Opening Balance at the beginning of the year	Paid during the year	Recovered during the year	Balance outstanding at the end of the Year
1	2	3	4	5	6
460-10	Loans and advances to employees	160,175.00	615,080.00	760,255.00	15,000.00
460-20	Employee Provident Fund Loans	-	-	-	-
460-30	Loans to Others (health Department)	-	-	-	-
460-40	Advances to Suppliers and Contractors	-	-	-	-
460-50	Advance to others	-	-	-	-
460-60	Deposits with External agencies	-	-	-	-
460-80	Other Current Assets	-	-	-	-
	<b>Sub Total</b>	<b>160,175.00</b>	<b>615,080.00</b>	<b>760,255.00</b>	<b>15,000.00</b>
461	Less: Accumulated Provisions against Loans, Advances and Deposits [Schedule B - 18 (a) ]	-	-	-	-
	<b>Total Loans, Advances and Deposits</b>	<b>160,175.00</b>	<b>615,080.00</b>	<b>760,255.00</b>	<b>15,000.00</b>

**Schedule B - 19 : Accumulated Provisions against Loans, Advances and Deposits (Code No. 461)**

Code No.	Particulars	Current Year	Previous Year
461-10	Loans	-	-
461-20	Advances	-	-
461-30	Deposits	-	-
	<b>Total Accumulated Provision</b>	<b>-</b>	<b>-</b>

Note : The total of this Schedule should be equealling to the amount as per the total in Schedule B- 18.

**Schedule B - 20 : Other Assets [Code No. 470]**

Code No.	Particulars	Current Year	Previous Year
1	2	3	4
470-10	Deposit Works	-	-
470-20	Other assets Control Accounts	-	-
	<b>Total Other Assets</b>	<b>-</b>	<b>-</b>

**Schedule B - 21 : Miscellaneous Expenditure (to the extent not written off) [Code No. 480]**

Code No.	Particulars	Current Year	Previous Year
1	2	3	4
480-10	Loan Issue Expenses Deffered	-	-
480-20	Discount on Issue of Loans	-	-
480-30	Differed Revenue Expenses	-	-
480-90	Other	-	-
	<b>Total Miscellaneous Expenditure</b>	<b>-</b>	<b>-</b>



अधिशसी अधिकार  
नगर पालिका पांगव  
टनकपुर (चम्पावत)



Annexure of Schedule B - 4.1. Grants & Contribution for Specific Purposes (Code No. 320)

Particulars	Grants from Central Government					Grants from State Government					Grants from Other Government Agencies			
	14th & 15th Finance Commission	Swachh Bharat Mission (SBM)	Pradhan Mantri Awas Yojna	PM Swanidhi Grant	NULM	State Finance Commission	CM Declaration	Development Fund	Incentive	Covid	Other Specific Purpose	Sarvitha Arohan Yojna	MLA Fund	MP Fund
(A) Opening Balance	14,060,769.00	8,881,768.00	259,104.00	-	238,570.00	4,151,384.60	16,209,083.00	824,708.48	-	-	21,650,723.00	40,000.00	602,752.70	77,612.05
(B) Addition to the Grants	9,255,000.00	340,000.00	-	1,800,000.00	134,410.00	49,091,000.00	-	27,600,472.00	760,000.00	-	-	-	-	-
(C) Less: Grants received during the year	-	-	-	-	-	53,242,364.00	16,209,083.00	28,625,180.48	760,000.00	400,000.00	-	40,000.00	607,500.00	45,200.00
(D) Interest/Dividends earned on Grant Investments	-	-	-	-	-	-	-	-	-	-	-	-	-	-
(E) Profit on Disposal of Grant Investments	-	-	-	-	-	-	-	-	-	-	-	-	-	-
(F) Appreciation in value of Grant Investments	-	-	-	-	-	-	-	-	-	-	-	-	-	-
(G) Other addition (Specify nature)	-	-	-	-	-	-	-	-	-	-	-	-	-	-
(H) Interest & Charge (Specify nature)	-	-	-	-	-	-	-	-	-	-	-	-	-	-
(I) Total (a+b)	9,255,000.00	569,215.00	-	1,800,000.00	134,410.00	49,091,000.00	-	27,600,472.00	760,000.00	-	-	-	-	-
(J) Payments out of Funds	23,315,769.00	10,481,003.00	259,104.00	1,800,000.00	372,980.00	53,242,364.00	16,209,083.00	28,625,180.48	760,000.00	400,000.00	40,000.00	607,500.00	45,200.00	
(K) Capital Expenditure on Fixed Assets	9,804,235.00	-	-	-	-	-	-	-	-	-	-	-	-	-
Others	-	-	-	-	-	4,750,305.00	11,163,386.00	-	-	-	-	-	-	-
Sub-total	9,804,235.00	-	-	-	-	4,750,305.00	11,163,386.00	-	-	-	-	-	-	-
(L) Revenue Expenditure on Salary, Wages and allowances etc.	-	-	-	-	-	-	-	-	-	-	-	-	-	-
Rent	-	-	-	-	-	23,147,677.00	-	-	-	-	-	-	-	-
Other administrative charges	-	-	-	-	-	-	-	-	-	-	-	-	-	-
Others - Pension	-	-	-	-	-	-	-	-	-	-	-	-	-	-
Others	1,164,317.70	-	-	-	118.00	10,621,624.00	-	-	-	-	-	-	-	-
Sub-total	1,164,317.70	-	-	-	118.00	10,621,624.00	-	-	-	-	-	-	-	-
(M) Other:	-	-	-	-	-	8,206,231.00	4,594,404.00	-	754,000.00	400,000.00	237,623.00	-	217,967.25	7.95
Loss on disposal of Grant Investments	-	-	-	-	-	42,175,632.00	4,594,404.00	-	754,000.00	400,000.00	237,623.00	-	217,967.25	7.95
Diminution in Value of Grant Investments	-	-	-	-	-	-	-	-	-	-	-	-	-	-
Grants transferred to UP Jal Nigam	-	-	-	-	-	-	-	-	-	-	-	-	-	-
Previous Adjustments	-	-	-	-	-	-	-	-	-	-	-	-	-	-
Grants Refunded/transferred	-	-	-	-	-	-	-	-	-	-	-	-	-	-
Sub-total	4,181,500.00	-	-	-	-	-	-	-	-	-	-	-	-	-
Total of (I+H+J) (C)	15,150,052.70	2,290,565.00	259,104.00	1,800,000.00	328,511.00	160,003.54	-	-	-	-	-	-	-	-
Net balance at year end (a+b) - (C)	8,165,116.30	8,190,668.00	259,104.00	1,800,000.00	44,351.00	6,316,227.00	15,757,790.00	28,625,180.48	6,000.00	-	21,412,690.00	41,732.00	892,500.45	3,633.10
Total Grants & Contribution for Specific Purposes	74,625,331.79	-	-	-	-	-	-	-	-	-	-	-	-	-



  
 अधिशासी अधिकारी  
 नगर पालिका परिषद  
 टनकपुर(चम्पावत)

**Annexure of Schedule B - 18 : Cash and Balances [Code No. 450]**

Particulars	Current Year Amount (Rs.)	
	2	3
<b>Balance with Bank Municipal Funds</b>		
<b>Nationalised Banks</b>		
State bank of india a/c no -11208036746	1,210,135.68	
State Bank of India A/c No-31804604001	37,208.00	
U.B.I a/c no-465602010005623	38,913.09	1,286,256.77
<b>Other Scheduled Banks</b>		
Nainital Bank Ltd A/c No-5710	23,309.59	
Nainital bank FDR	200,257.00	
Nainital bank ltd a/c no-011 cm	2,498,715.00	2,722,281.59
<b>Scheduled Co operative Banks</b>		
Almora urban Co-operative Bank 01110010000171		998,064.62
<b>Sub Total</b>		<b>5,006,602.98</b>
<b>Balance with Bank - Special Funds</b>		
<b>Other Scheduled Banks</b>		
<b>Sub Total</b>		-
<b>Balance with Bank - Grant Funds</b>		
<b>Nationalised Banks</b>		
BANK OF BARODA -26960200000350 NULM	44,351.00	
CANARA BANK A/C NO-6233101000347 SBM	8,190,498.00	
P.N.B A/C NO-12901132000162 PMAY	99,100.46	
Union bank of India 465601010033117	8,165,716.30	16,499,665.76
<b>Other Schedule Banks-Grant Funds</b>		
Axis Bank A/c No-919010096850897	22,179,679.48	
Axis Bank A/c No-919020049505098	6,536,000.00	
Nainital Bank Ltd A/c No-2054 Mla	842,500.45	
Nainital Bank Ltd A/c No-5308 Mp	3,833.10	29,562,013.03
<b>Scheduled Co operative Banks</b>		
<b>Treasury-Grant funds</b>		
PLA-SFC	28,654,152.00	
PLA- TFC	-	28,654,152.00
<b>Sub Total</b>		<b>74,715,830.79</b>
<b>Total</b>		<b>79,722,433.77</b>



अधिसासी अधिकारी  
नगर पालिका परिषद  
टनकपुर चम्पावत

# Nagar Palika Parishad Tanakpur

## Schedule B-22: Notes to the Balance Sheet

1. Contractual liabilities not provided for:
  - a. Amount of contracts entered on account of capital works but on which noworks has commenced.
  - b. In respect of claims against the ULB, pending judicial decisions.
  - c. In respect of claims made by employees.
  - d. Other escalation claims made by contractors.
  - e. In case of any other claims not acknowledged as debts.
2. List of assets which have been handed over to the ULB, but the title deed has not been executed. NIL
3. List of assets which have been handed over to the ULB, but the title deed has not been executed- NIL
4. List of assets, for which cost could not be ascertained thus has been valued at Re. 1 in theBalance Sheet given in Fixed Assets Register
5. List of assets which are in permissive possession and no economic benefits are being derived from it NIL
6. Receivables from taxes, etc. which is not being collected because of litigation NIL
7. Amount of any guarantee given by the ULB on behalf of Councilors or staff: NIL
8. Previous year's figures have been regrouped/ rearranged wherever necessary
9. Documents such as challan copy of TDS, Form 26Q, GSTR-7, etc. not available with ULB.



  
अधिशायी अधिकाय  
नगर पालिका परिषद  
टनकपुर/चम्पावत

## **SIGNIFICANT ACCOUNTING POLICIES**

### **Basis of Accounting**

1. The financial statements have been prepared on accrual basis of accounting and comply with National Municipal Accounting Manual/Uttarakhand Municipal Accounting Manual and accounting standards issued by the Institute of Chartered Accountants of India (ICAI).
2. The financial statements have been prepared under double entry accrual system of accounting as per Uttarakhand Municipal Accounting Manual.
3. All figures are in Indian Rupees.
4. Financial Statements have been prepared on historical cost convention.
5. Financial Statements have been prepared on going concern basis and accounting policies have been consistently followed throughout the period.

### **Revenue Recognition**

1. Income in respect of which demands are raised by the ULB are accounted on accrual basis as and when they become due.
2. Property tax is accrued at the beginning of the year.
3. Rental income is accrued as and when it becomes due as per the terms of the rental agreement.
4. Interest and penalties on late collection of rental income have been reckoned in accrual basis.
5. Provision has been maintained for doubtful receivables to the extent considered necessary as per the accounting policy consistently applied from year to year.
6. Excess provision amounting has been written back to the income and expenditure account.
7. Where waiver scheme is allowed by GO UK, demand bills have been raised showing the gross bill and waiver amount separately.


### **Recognition of expenditure-**

1. Establishment expenses have been recognized on accrual basis at the end of each month. Contribution towards contributory pension fund has been accounted as and when the salary expenditure is accrued.
2. Leave encashment, pension (including commuted pension), are reckoned only upon passing of bills for payment.
3. No Annual provision has been made for Gratuity liability.
4. Interest on long term loans has been accounted on annual basis as per the terms of the loan agreement. During the year an amount of Rs. Nil has been paid and accounted as penal interest due to late repayment of installments.
5. Expenditure on works has been accounted on approval of running bills after certification of the work. The expenditure has been accounted under maintenance or capital work in progress depending on the nature of work undertaken.

### **Fixed assets and depreciation**

1. Fixed assets are shown at cost less accumulated depreciation. Cost of fixed assets includes all expenses incurred in connection with purchase and installation of the fixed assets
2. Capital works in progress are transferred to the respective fixed asset accounts as and when the works are completed.
3. Any assets which have been acquired by way of gift, constructed/acquired through grants, transfer by any other government or without consideration shall be recorded at nominal value of Rs.1/-
4. Depreciation is charged on fixed assets on Straight Line method on the basis of useful life of assets and as per the rates prescribed in the accounting policy of UMAM.



  
अधिशायी अधिकारी  
नगर पालिका परिषद  
दनकपुर (चम्पावत)

5. Depreciation shall be provided at full rate for the assets, which are purchased/constructed before Oct 1 of the accounting year. Depreciation shall be provided at half the rate for the assets, which are purchased/constructed on or after Oct 1 of accounting year as per UMAM.
6. No revaluation of fixed assets has been undertaken during the year.
7. On completion of the construction of a fixed asset and/or on acquisition of a fixed asset out of a Special Fund, the amount equivalent to the cost of such fixed asset is transferred from the respective Special Fund to Capital Reserve.

#### Long Term liability-

Long Term liability is made up of Borrowings directly taken by the Municipality as well as those given as part of schemes sponsored by Central/ State Government or by multilateral or any other funding agencies. Liability under direct borrowing is accounted for on the basis of actual receipt of funds.

#### Interest on borrowings

1. Interest on borrowings specifically identified with fixed assets is capitalized under the respective fixed asset accounts.
2. Interest on general borrowings is charged to the income and expenditure account.

#### Grants

1. The municipality has received general grants during the year. Detail given as per schedule B4
2. Specific grants towards revenue expenditure received prior to the incurring of expenditure has been treated as liability till such time that expenditure is incurred. Grants received and receivable in respect of specific revenue expenditure has been recognized as income in the accounting period in which the corresponding revenue expenditure is charged to Income and Expenditure Account.
3. Specific Grants received towards capital expenditure has been treated as a liability till such time that the fixed asset is constructed or acquired. On construction or acquisition of assets, the extent of amount of liability has been treated as a capital receipt and has been transferred from respective Grant Account to the Capital Contribution.
4. Capital Grants received by the Municipality as a nodal agency or implementing agency for intended purpose and which does not result in creation of assets with ownership rights for the Corporation, are settled against the grant upon utilization. Only the unutilized portion of such grants, are carried over in the Balance Sheet as a liability.

#### Investments

1. Investments are carried at cost. Any permanent fall in the carrying value of the investments are provided for.
2. Investment in equity share of the NIL has been carried as per Equity method.

#### Stores and Spares

Stores and spares are valued as on 31/03/2022 at the cost based on FIFO method.

#### Disclosure of Accounting policies (ASLB-1)

The various accounting policies and methods prescribed under the National Municipal Accounting Manual/ Uttarakhand Municipal Accounting Manual on treatment to various accounts and transactions for their conversion in to double entry method with accrual system of accounting have been followed to the extent these were applicable.

#### Disclosure on Borrowings (ASLB-5)

There are no borrowings.

#### Disclosure on Inventories (ASLB-12)

Stores and spares are valued as on 31/03/2022 at the cost based on FIFO method



*(Signature)*  
अधिसासी अधिकारी  
नगर पालिका परिषद  
टनकपुर (चम्पावत)

**Disclosure of Event after the reporting date: (ASLB-14)**

No any events occurring between the reporting date and the date when the financial statements are approved.

**Disclosure on Fixed Assets (ASLB-17)**

Fixed assets are taken in the balance sheet on the basis of cost of acquisition less accumulated depreciation

**Contingent Liabilities (ASLB-19)**

Provision for Contingent Liabilities has been not provided.

**Disclosure on Investment-**

There are no specific Investment held by Nagar Palika Parishad Tanakpur during the Year ended 31.3.2022.

**Disclosure on Provision for Retirement benefits (ASLB-39)**

Provision relating to Retirement benefits of employees has not been made by Nagar Palika Parishad Tanakpur.

**Disclosure of Related Party Transactions: (ASLB-20)**

Nosuch transactions between the related parties.

**Disclosure on Intangible Assets (ASLB-31)**

No any intangible assetsheld by Nagar Palika Parishad Tanakpur

**Disclosure on Provision against doubtful receivables-**

Provision against doubtful receivables have been provided in financial statement as per Uttarakhand Municipal Accounting Manual 2021.

**Disclosure on Bank Accounts-**

Cash & Bank Balance have been taken at actual appearing in Cash Book. Bank reconciliations are also attached herewith forming part of Balance sheet as on 31.03.2022, while preparing Bank Reconciliation Statements, Bank balances/Treasury balances have been taken as per Bank statement of respective banks as on 31.03.2022

SI	Name Of Bank	Account No.	Balance as per Bank	Balance as per Cash Books	BRS
1	Almora urban Co-operative Bank	01110010000171	1220,872.62	998064.62	Yes
2	Axis Bank	919010096850897	22179679.48	22179679.48	
3	Axis Bank	921020049505098	6536000.00	6536000.00	
4	BANK OF BARODA - NULM	26960200000350	44351.00	44351.00	
5	CANARA BANK - SBM	6233101000347	8190498.00	8190498.00	
6	Nainital bank FDR	--	200257.00	200257.00	
7	Nainital bank ltd	011	2498715.00	2498715.00	
8	Nainital Bank Ltd	2054 MLA	853000.45	842500.45	yes
9	Nainital Bank Ltd	5308 MP	3833.10	3833.10	
10	Nainital Bank Ltd	5710	23309.59	23309.59	
11	Punjab national Bank-PMAY	12901132000162	99100.46	99100.46	
12	SFC	Treasury	28654152.00	28654152.00	
13	State bank of India	11208036746	1210135.68	1210135.68	
14	State Bank of India	31804604001	37208.00	37208.00	
15	Union Bank Of India	465601010033117	8165716.30	8165716.30	
16	Union Bank Of India	465602010005623	38913.09	38913.09	
		<b>Total</b>	<b>79,955,741.77</b>	<b>79,722,433.77</b>	



नगर पालिका परिषद  
टनकपुर(चम्पावत)

**Disclaimer:**

1. *All the financial figures and comments in specific or general terms made are based on documents, information and explanations provided by officers and staff of Nagar Palika Parishad Tanakpurduring the course of engagement of our team, and the correctness,origin comprehensiveness or veracity of comments or explanations in so far as they relate to existing practices is not the responsibility of the Consulting team. As the scope of work of the Consultant was not to carry out any sort of audit, it was limited to do a sort of cross check wherever it was feasible.*
6. *Although the Consulting team has made every effort to obtain information comprehensively for every department of the Nagar Nigam and has also widely circulated the team's requirements in this regard, it is possible that some relevant information or documentation has not become available to the team. It is therefore specifically stated that this document is based upon and restricted to the set of documents, information, comments and explanations provided by officers and staff of Nagar Palika Parishad Tanakpur therefore any such documents, information, comments and explanations not provided to the Consulting team is excluded and the team disclaims any responsibility whatsoever in regard to the possible present or future effects of such documents, comments, information and explanations on present document.*
3. *The Consulting team is not responsible for any legal or other liability that may arise in any way at any point of time from thisdocuments or any interpretation whatsoever that may be put on the whole or part of it. Likewise, the Consulting team is not responsible for any legal consequences arising out of non-compliance by the Nagar Palika Parishad Tanakpurof any of its statutory or other Governmental obligations that may become apparent now or any time in the future.*



  
अधिसूक्ती अधिकारी  
नगर पालिका परिषद  
टनकपुर(चम्पावत)  
